

ASSEMBLY INSTRUCON FOR ACME FURNITURE





MODEL ITEM NO:98184

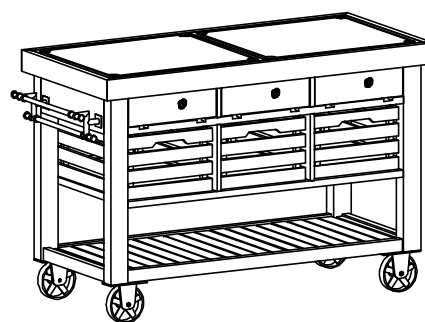
Thank you for purchasing this quality product. Be sure to check all packing materlai carefully for small parts which may have come loose Inside the carton during shlpment. Sepaeate, identify and count all parts and metal hardware. Compare with parts list to be surre all parts sre present. If any parts are missing or damaged, please contact your local fumlture dealer. For efficient and speedy service, please indicate the model number and code letter df parts needed.

***** Do not fully tighten screws until fully assembled *****

COMPONENT PARTS		
DESCRIP TION	PART NAME	Q' TY (PCS)
①	Cabinet body	1
②	Castor	4
③	Hold the handle	1
④	Panel	2
⑤	Wine rack	3

HARDWARES REQUIRED

(F)		Screw 5/16"*1"	16 PCS
(G)		Lock 5/16"	16 PCS
(H)		Flat Washer 5/16"*22mm	16 PCS
(J)		Allen Wrench 5mm	1 PCS



Attention:

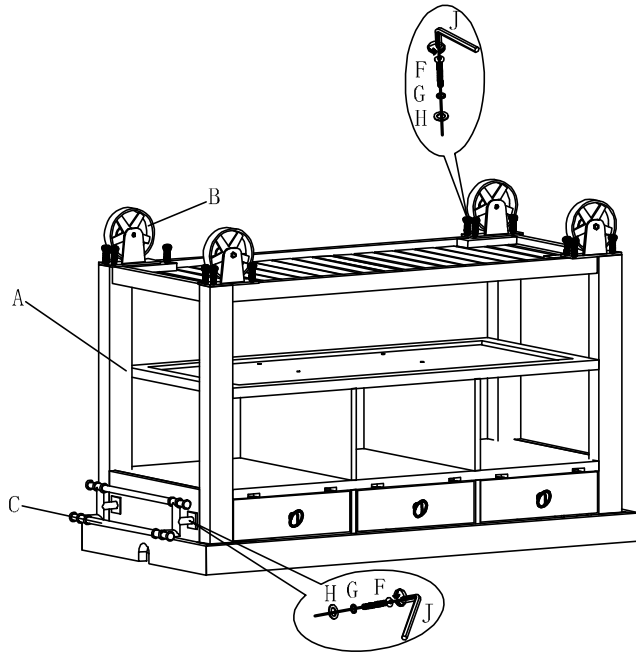
*** Mattreses not inc luded.

*** Some number parts llsted on the instlon sheet mar not ba in pag as they may already be assemled

Carefully check pares and packing materlals prior to odeing replacements

ASSEMBLY INSTRUCON FOR ACME FURNITURE MODEL ITEM NO:98184

STEP 1



PARTS LIST:

NO	Description	Sketch	Quantity
A	Cabinet body		1 PCS
B	Castor		4 PCS
C	Hold the handle		1 PCS
D	Panel		2 PCS
E	Wine rack		1 PCS

STEP 2

