

ITEM NO: 96060

# HARDWARE LIST

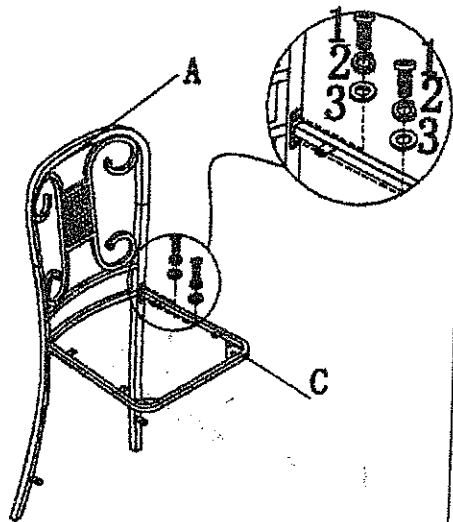
# PART LIST

1	1/4*15	36PCS	2		36PCS	3		36PCS	4	5*20	8PCS	A		2PCS	B		4PCS	C		2PCS	D		
5		1PC	6			7						E		2PCS	F		2PCS	G					H

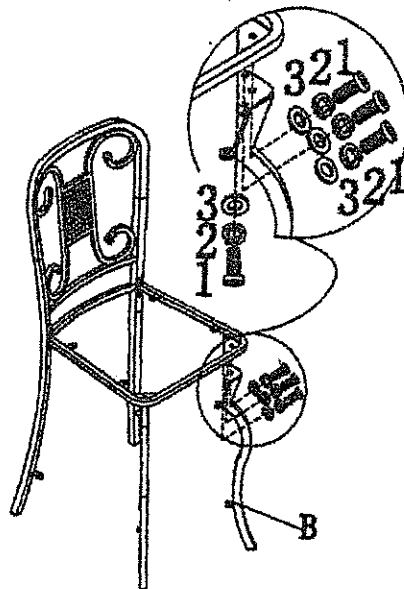
# ASSEMBLY INSTRUCTION

2PCS

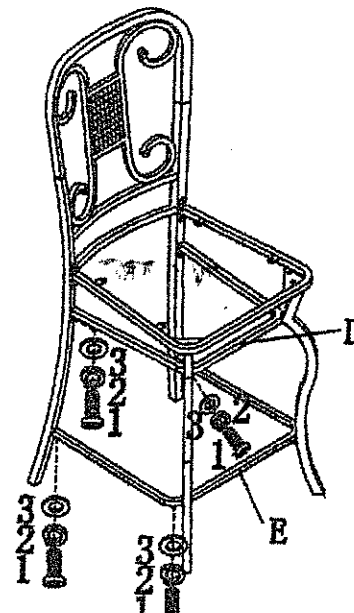
STEP: 1



STEP: 2



STEP: 3



STEP: 4

