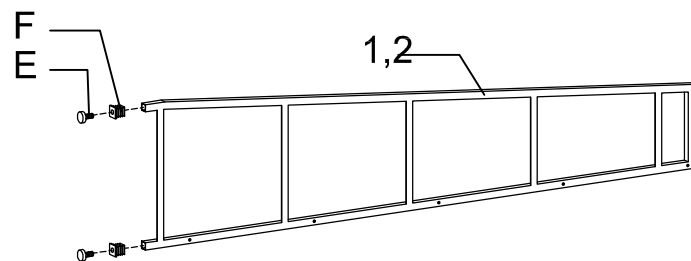


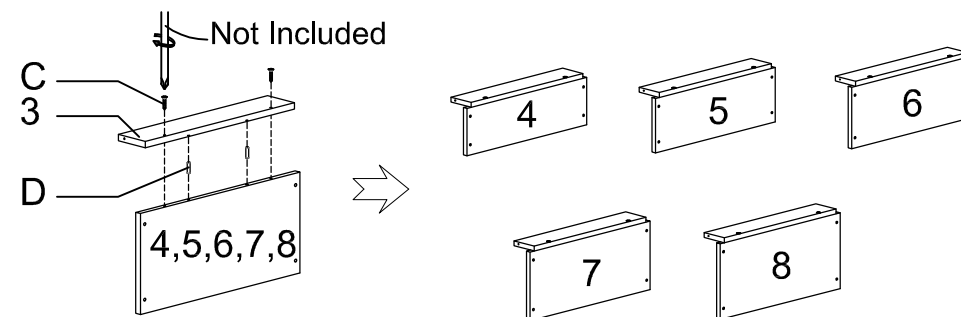
**\*\* Do not tighten any bolts until all of them have been started !**

MODEL ITEM #92673

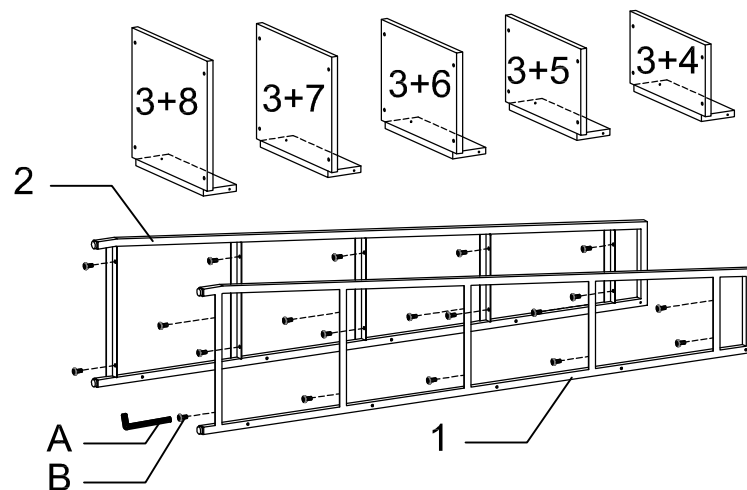
Step 1.



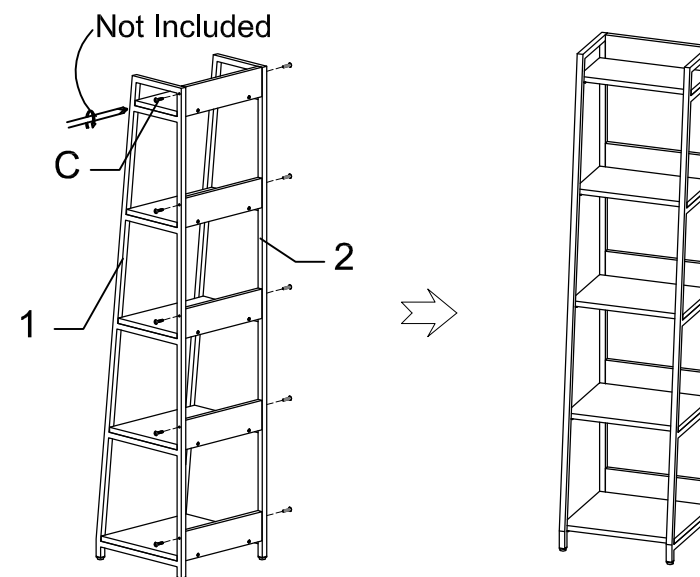
Step 2.



Step 3.



Step 4.



## ACCESSORY PACK

|     |       |       |       |      |      |
|-----|-------|-------|-------|------|------|
| A   | B     | C     | D     | E    | F    |
|     |       |       |       |      |      |
| 1PC | 20PCS | 20PCS | 10PCS | 4PCS | 4PCS |

## COMPLETE HARDWARE

|     |     |      |     |     |     |     |     |
|-----|-----|------|-----|-----|-----|-----|-----|
| 1   | 2   | 3    | 4   | 5   | 6   | 7   | 8   |
|     |     |      |     |     |     |     |     |
| 1PC | 1PC | 5PCS | 1PC | 1PC | 1PC | 1PC | 1PC |