



ASSEMBLY INSTRUCTION FOR ACME FURNITURE




MODEL#90497T/#90498ST

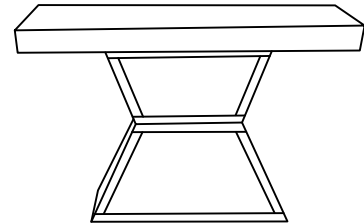
Thank you for purchasing the quality product. Be sure to check all packing material carefully for small parts which may have come loose the carton during shipment. Separate, identify and count all parts and metal hardware. Compare with all parts list to be sure all parts are present. If any part(s) are missing or damaged, please contact your local furniture dealer. For efficient and speedy service, please indicate, please indicate the model number and code letter of part(s) needed.

Do not fully tighten screws until fully assembled

COMPONENT PARTS			
DESCRIPTION	PART NAME		Q'TY (PCS)
1	Top Panel		1
2	base		1

HARDWARES REQUIRED

- A

FLAT WASHER-1 PC
- B

Desseroir
- C

BOLT 3.1*11.8"-4PCS

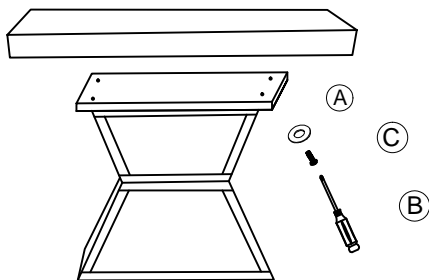


Attention:

***Some number parts listed on the instruction sheet may not be in parts bag as they may already be assembled. Carefully check parts and packing materials prior to ordering replacements.

How to assemble:

STEP1:



STEP2:

