






# ASSEMBLY INSTRUCTION FOR ACME FURNITURE


MODEL 90280

COMPONENT PARTS		
DESCRIPTION	PART NAME	Q ' TY (PCS)
①	Table top	1PCS
②	Table Leg	4PCS
③		
④		

HARDWARES REQUIRED				
DESCRIPTION	APPEARANCE	PART NAME	SIZE	Q ' TY (PCS)
<u>A</u>				
<u>B</u>				
<u>C</u>				
<u>D</u>				
<u>E</u>				

HOW to assemble:

STEP 1:



STEP 2:

