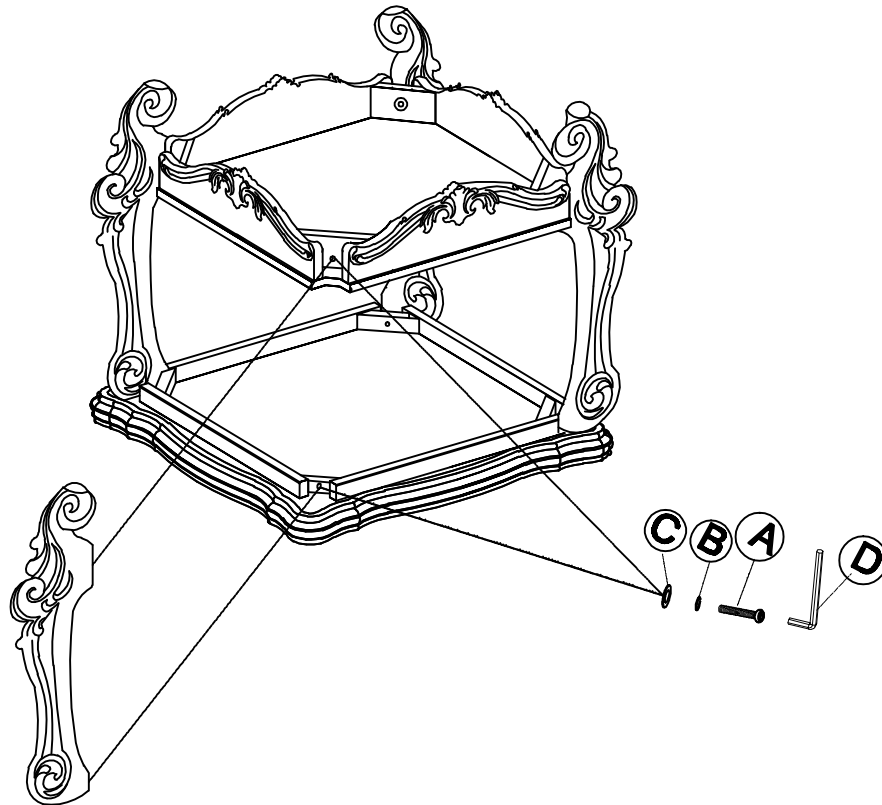



# ASSEMBLY INSTRUCTION





Step 1:



Finish:



Hardware List:

No.:	Description	Drawing	Size	Q' ty
A	Bolt		Ø5/16"X2"	8
B	Lock Washer		Ø5/16"X12mm	8
C	Flat Washer		Ø5/16"X22mm	8
D	Allen Wrench		5mm	1