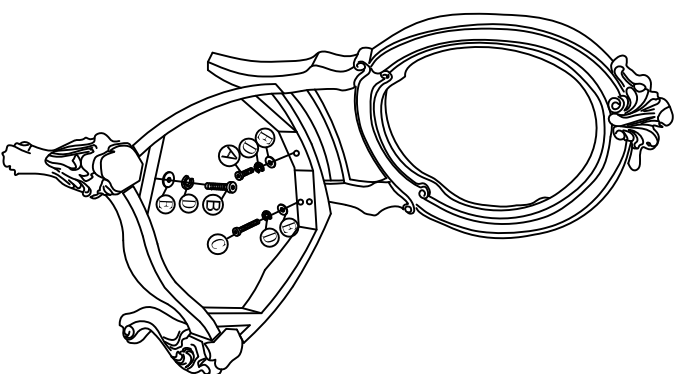
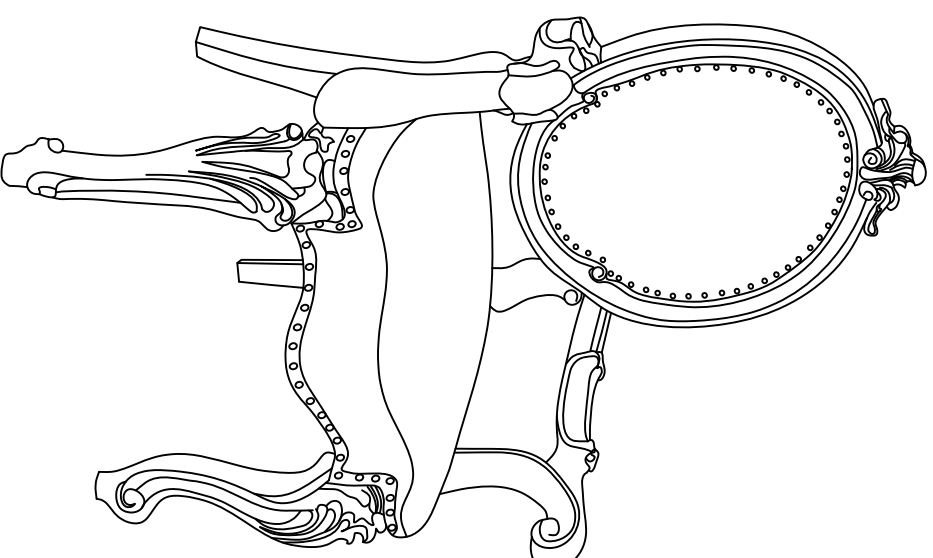


ASSEMBLY INSTRUCTION

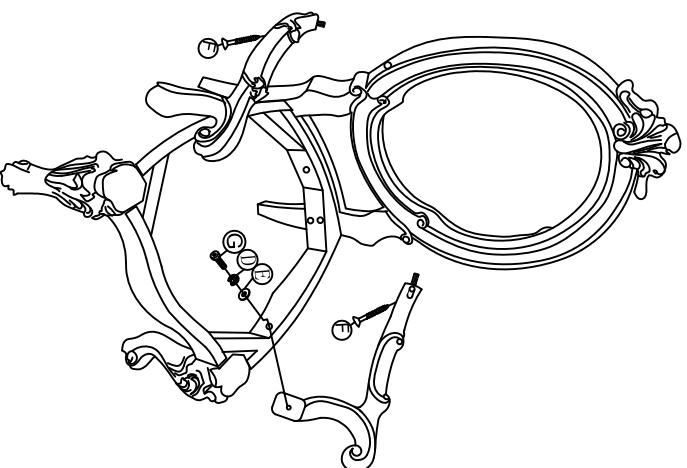
Step 1:



Finish:



Step 2:



Hardware List:

No.:	Description	Drawing	Size	Q'ty
A	Short Bolt		Ø5/16" X2"	1
B	Middle Bolt		Ø5/16" X2-1/4"	4
C	Long Bolt		Ø5/16" X3-1/4"	4
D	Lock Washer		Ø5/16" X12mm	11
E	Flat Washer		Ø5/16" X22mm	11
F	Wood Screw		Ø8X1-1/2"	2
G	Shortest Bolt		Ø5/16" X1-3/4"	2
H	Allen Wrench		5mm	1