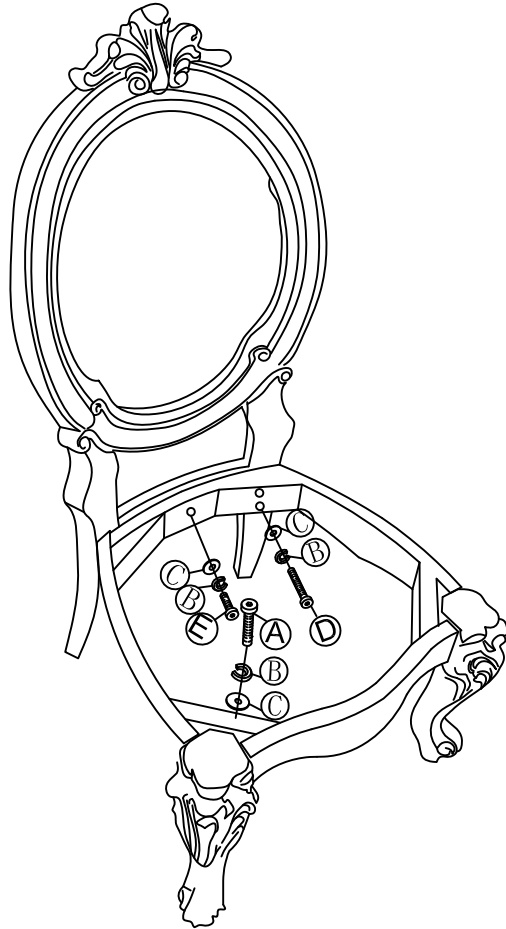
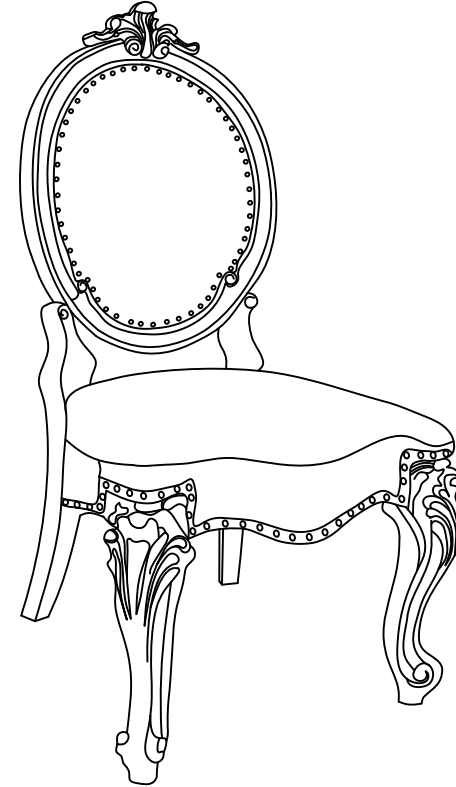


# ASSEMBLY INSTRUCTION







Step 1:



Finish :



## Hardware List:

No.:	Description	Drawing	Size	Q' ty
A	Middle Bolt		Ø5/16" X2-1/4 "	4
B	Lock Washer		Ø5/16" X12mm	9
C	Flat Washer		Ø5/16" X22mm	9
D	Long Bolt		Ø5/16" X3-1/4 "	4
E	Short Bolt		Ø5/16" X2"	1
F	Allen Wrench		5mm	1