


ASSEMBLY INSTRUCTION

ITEM : ACME#63543

DESCRIPTION: ARM CHAIR

Thank you for purchasing this quality product. Be sure to check all packing materials carefully for small parts may have come loose inside the carton during shipment. Identify and count all parts and compare with the parts listed below.

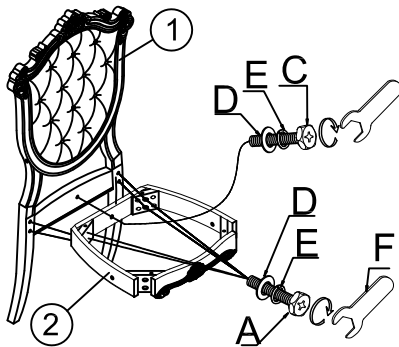
PARTS LIST:



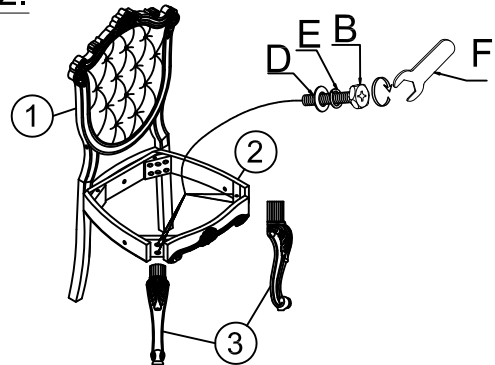
①	②	③	④	⑤	⑥
BACK FRAME:1PC	SEAT CUSHION-FRAME:1PC	FRONT LEGS:2PCS	LEFT ARM:1PC	RIGHT ARM:1PC	SEAT CUSHION:1PC

HARDWARE LIST			
NO.	Drawing	Description	Q'ty
A		Bolt (Φ5/16"x3")	4pcs
B		Bolt (Φ5/16"x2-1/4")	4pcs
C		Bolt (Φ5/16"x1-3/4")	3pcs
D		Flat washer (Ø5/16"x19mm)	11pcs
E		Spring washer (Ø5/16")	11pcs
F		Ø5/16" Wrench(12mm)	1pc
G		Screw (Φ8x1-1/2")	6pcs

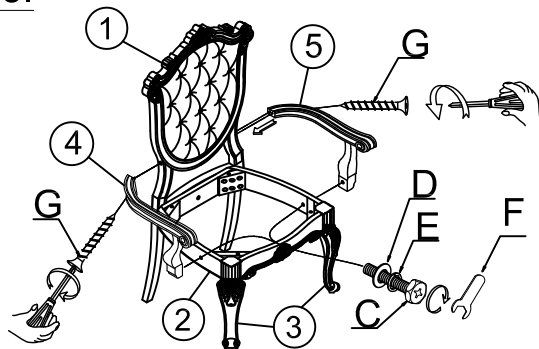
STEP 1:



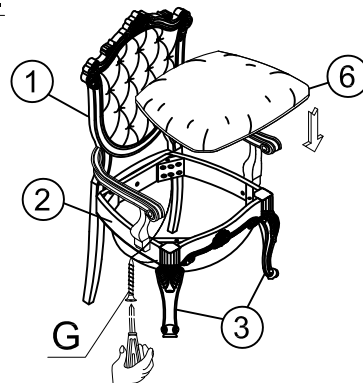
STEP 2:



STEP 3:



STEP 4:



CLEANING INSTRUCTION

Clean the surface of the Arm Chair with furniture polish and a soft cloth.

Made in Vietnam