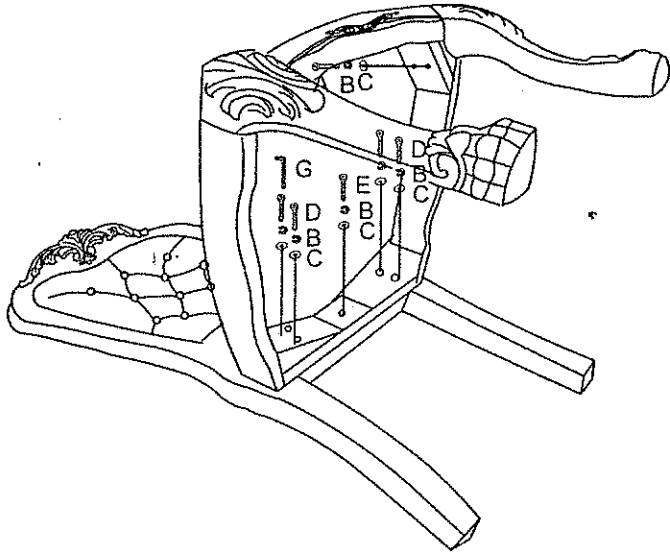


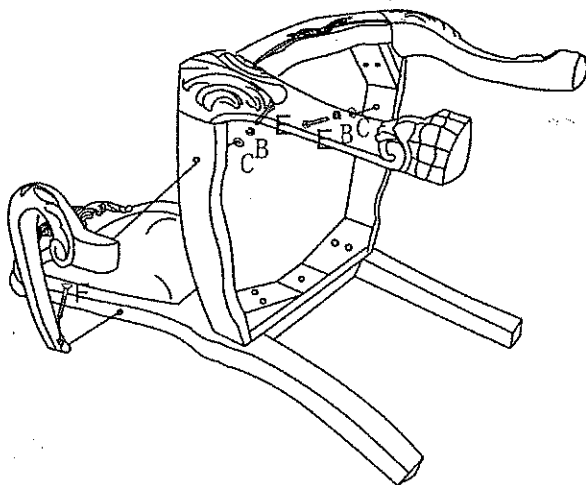
ASSEMBLY INSTRUCTION

63154

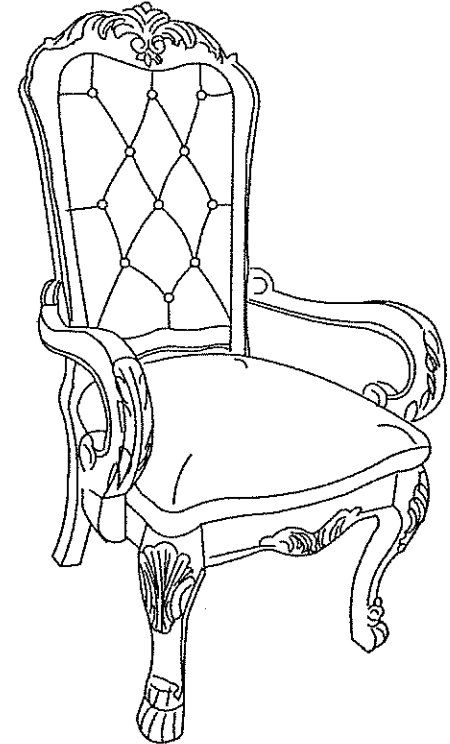
Step 1:










Step 2:



Finish :



Hardware List:

No.:	Description	Drawing	Size
A	Middle Bolt		Ø5/16" X2-1/4 "
B	Lock Washer		Ø5/16" X12mm
C	Flat Washer		Ø5/16" X22mm
D	Long Bolt		Ø5/16" X3-1/2 "
E	Short Bolt		Ø5/16" X1-3/4 "
F	Wood Screw		Ø8 X 1-1/2"
G	Allen Wrench		5mm