

ASSEMBLY INSTRUCTION

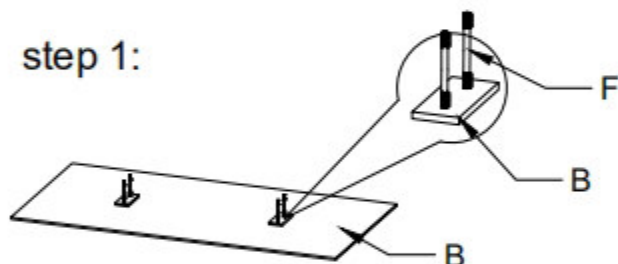
FOR ACME FURNITURE

Model: #62075T/#62076ST/#62077FRAM

Model:Dining Table

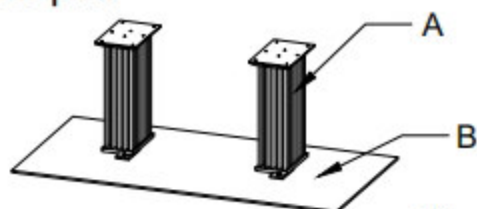
Thank you for purchasing this quality product, be sure to check all the packing materials carefully. When you received, please pay attention to the products, which may cause deformed during the shipment.

step 1:



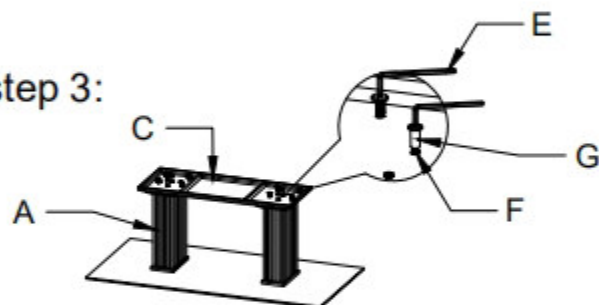
Install the Studs on the aluminum cake of the Table Top (B)

step 2:



Place the Stainless steel pillar (A) on the Table Top (B) as show

step 3:



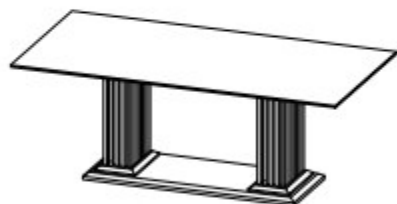
Install the Stainless steel base (C) with the Stainless steel pillar (A) by Screw (D) and Screw nut (G)

PART LIST

NO.	Designation	Quantity	Diagram
A	Stainless steel pillar	2	
B	Table Top	1	
C	Stainless steel base	1	

HARDWARE LIST

NO.	Designation	Quantity	Size	Diagram
D	Screw	12	M8*20	
E	Allen key	1		
F	Studs	4	M8*730	
G	Screw nut	4	M8*25	
H	washer	2	Dia20mm	
I	套筒	1	M8	
J	Nut	2	M8*5	



Finished