

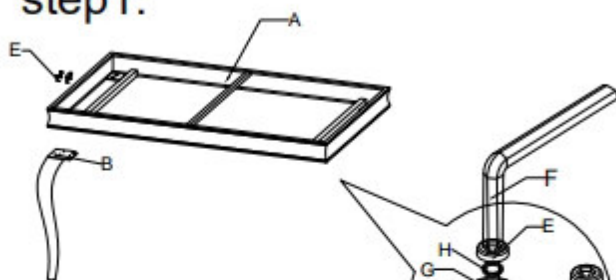
# ASSEMBLY INSTRUCTION FOR ACME FURNITURE

Model:#62070/#62071ST/#62071 FRAM

Description:Dining Table

Thank you for purchasing this quality product,be sure to check all the packing materials carefully. When you received,please pay attention to the products,which may cause deformed during the shipment.

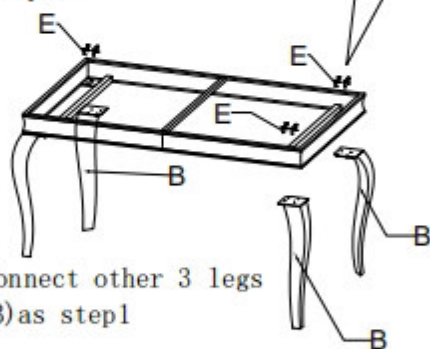
## step1:



Connect the leg (B) with table top frame (A) by bolt (E) spring washer (H) and washer (G)

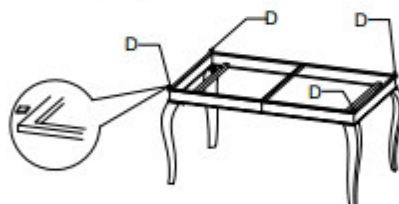
PART LIST				
NO.	Designation	Quantity	Diagram	
A	Table top frame	1		
B	Table stainless steel legs	4		
C	Table Glass top	1		
HARDWARE LIST				
NO.	Designation	Quantity	Size	Diagram
D	Mat	4	Ø15*2	
E	Bolt	16	M8*12	
F	Allen key	1		
G	washer	16	Dia20mm	
H	Spring washer	16		

## step2:



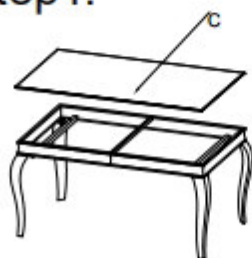
Connect other 3 legs (B) as step1

## step3:



Stick the mat (D) on the 4 corners of the Table Top frame (A)

## step4:



Put the Glass top (C) on the frame by aligning all the corners gently



Finished