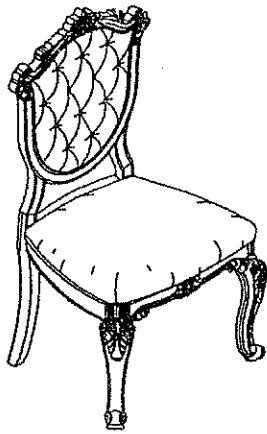


ASSEMBLY INSTRUCTION

ITEM : ACME#60542

DESCRIPTION: SIDE CHAIR

Thank you for purchasing this quality product. Be sure to check all packing materials carefully for small parts may have come loose inside the carton during shipment. Identify and count all parts and compare with the parts listed below.



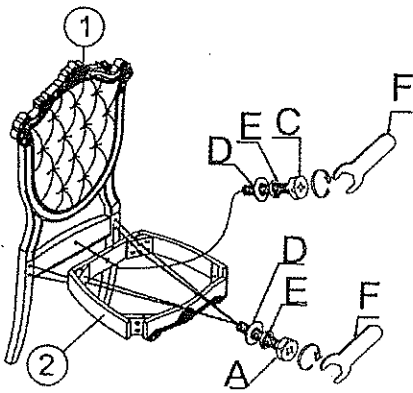
PARTS LIST:

①		②		③		④	
	BACK FRAME:1PC		SEAT FRAME:1PC		FRONT LEGS:2PCS		SEAT CUSHION:1PC

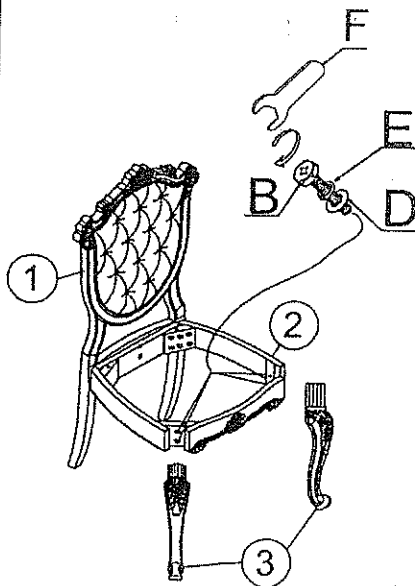
HARDWARE LIST

NO.	Drawing	Description	Q'ty
A		Bolt (Φ5/16"x3")	4pcs
B		Bolt (Φ5/16"x2-1/4")	4pcs
C		Bolt (Φ5/16"x1-3/4")	1pc
D		Flat washer (Ø5/16"x19mm)	9pcs
E		Spring washer (Ø5/16")	9pcs
F		Ø5/16" Wrench(12mm)	1pc
G		Screw (Φ8x1-1/2")	4pcs

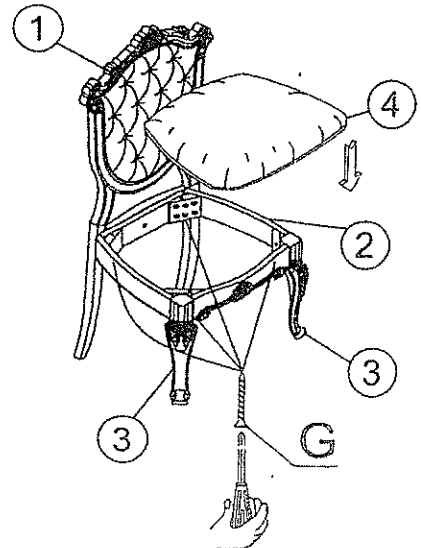
STEP 1:



STEP 2:



STEP 3:



CLEANING INSTRUCTION

Clean the surface of the Side Chair with furniture polish.