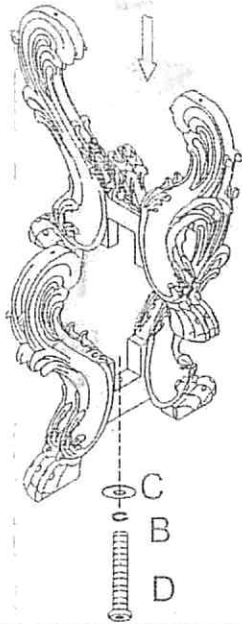


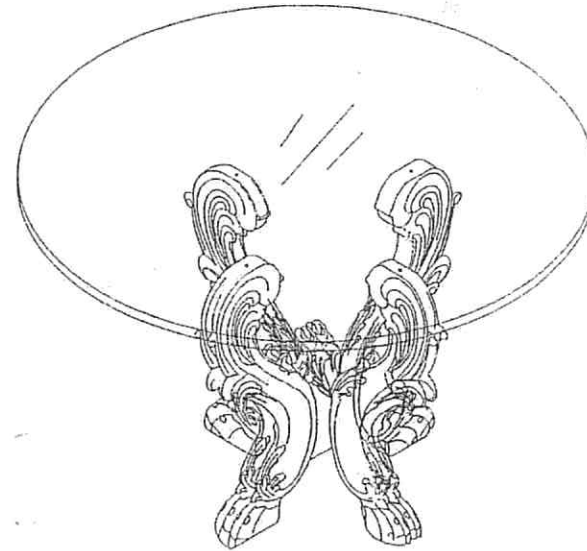
ASSEMBLY INSTRUCTION

60010

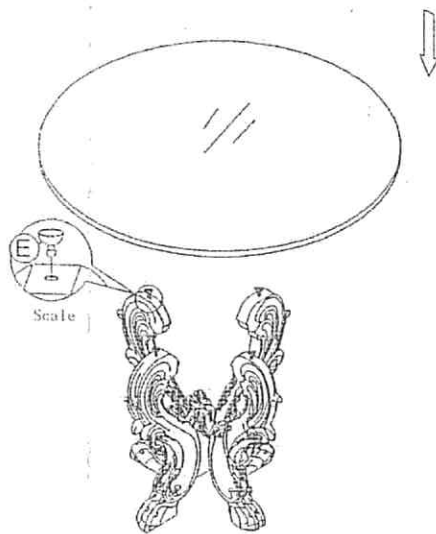
Step 1:



Step 3:



Step 2:



No.:	Description	Drawing	Size	Q'ty
A	Short Bolt		Ø5/16"X2-1/2"	1
B	Lock Washer		Ø5/16"X12mm	1
C	Flat Washer		Ø5/16"X22mm	1
D	Allen Wrench		Ø5/16"X100mm	1
E	Cup		Ø20 X10	4