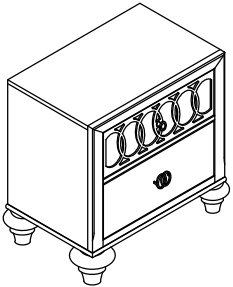





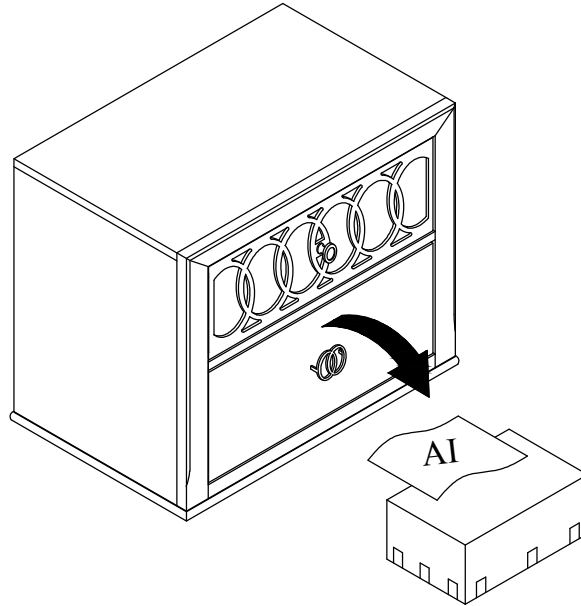
ASSEMBLY INSTRUCTION

MODEL :
 FBCHTA-088A
 FBNSTA-088A
 REVISION : A

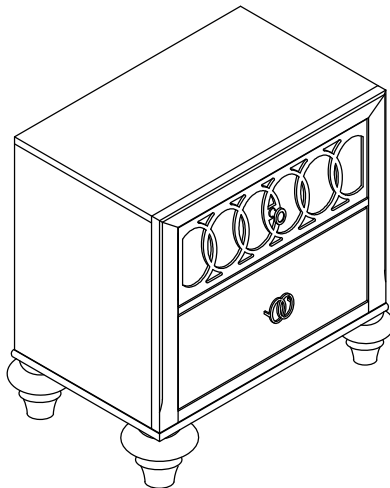
NO	PARTS & HARDWARE	QTY.
A	NGHTSTAND	1PC
		1PC
A	CHEST	1PC
		
B	PVC WASHER 	4PCS
C	BUNFEET 	4PCS

STEP 1

Take out Assembly Instruction sheet and Bunfeet Packaging from the Drawer of the Unit (A).



COMPLETED ASSEMBLE



STEP 2

Insert Plastic Washer (B) to Bunfeet Hanger Bolt and fasten Bunfeet (C) to Unit according to the position with turning the Bunfeet clockwise until tightly.

