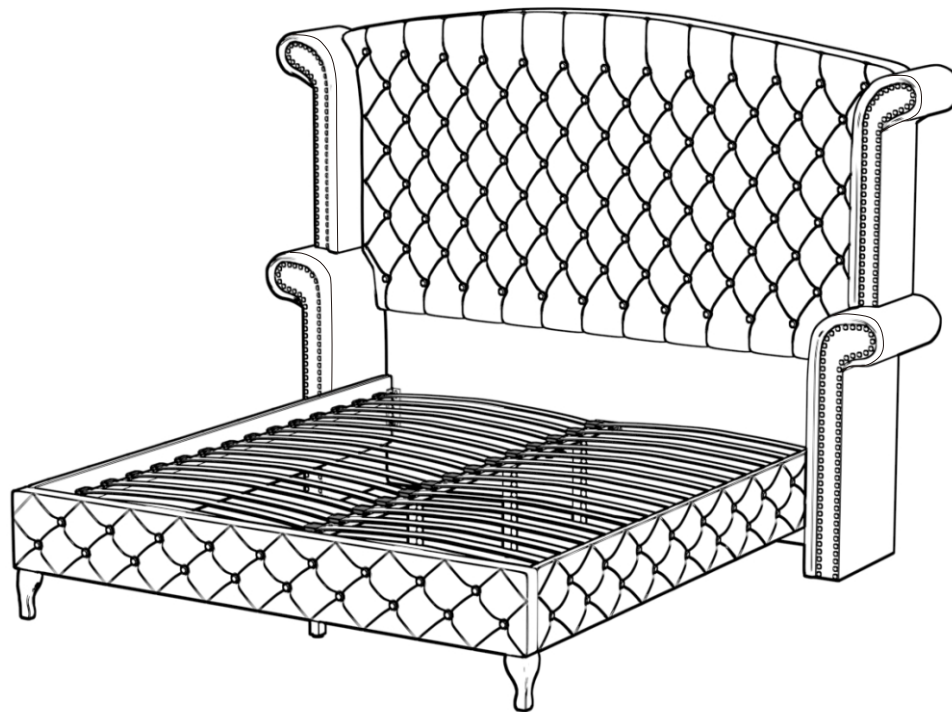


ASSEMBLY INSTRUCTION FOR ACME FURNITURE

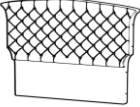
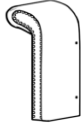
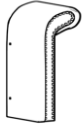
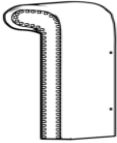
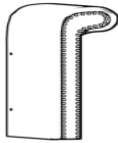
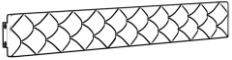
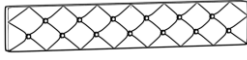



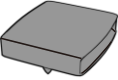


ITEM NO:25816EK-HB 25817EK-SDHB 25818EK-FR

Thank you for purchasing this quality product. Be sure to check all packing material carefully for small parts which may have come loose inside the carton during shipment. Separate, identify and count all parts and metal hardware. Compare with parts list to be sure all parts are present. If any part(s) are missing or damaged, please contact your local furniture dealer. For efficient and speedy service, please indicate the model number and code letter of part(s) needed.





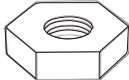


***** Do not fully tighten screws until fully assembled *****



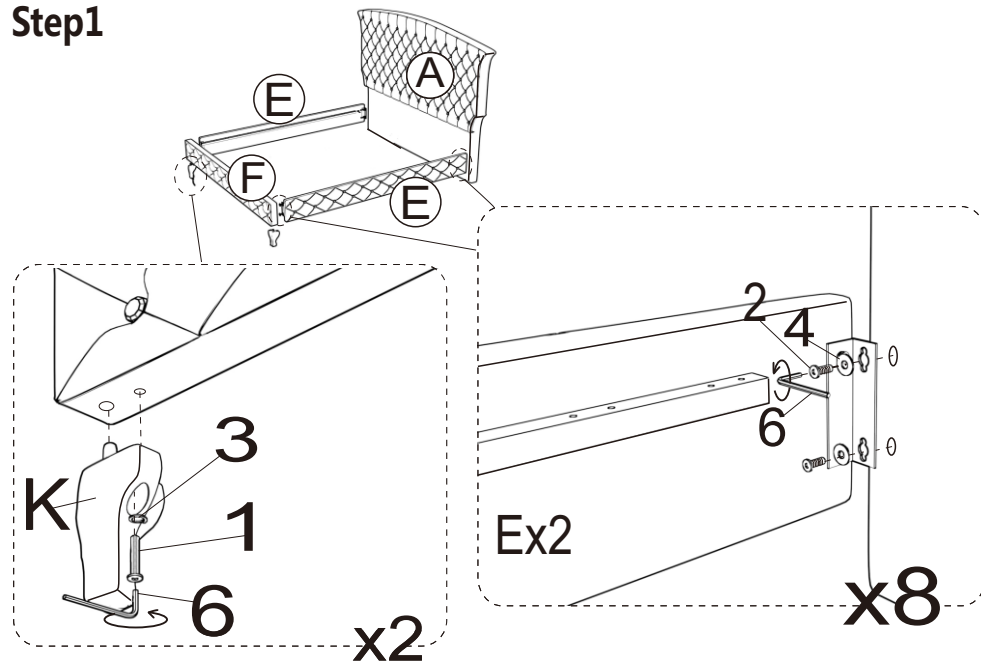
PARTS LIST

 A HEADBOARD CUSHION x1	 BL HEADBOARD LIFT WING x1	 BR HEADBOARD RIGHT WING x1	 C HEADBOARD LIFT LEG x1	 D HEADBOARD RIGHT LEG x1
 E SIDE RAIL x2	 F FOODBOARD CUSHION x1	 G CONNECTING LINK x1	 H SLATS x30	 I SLATS BUCKLE x30
 J SLATS BUCKLE x15	 K FOODBOARD LEG x2	 L SUPPORT LEG x4		

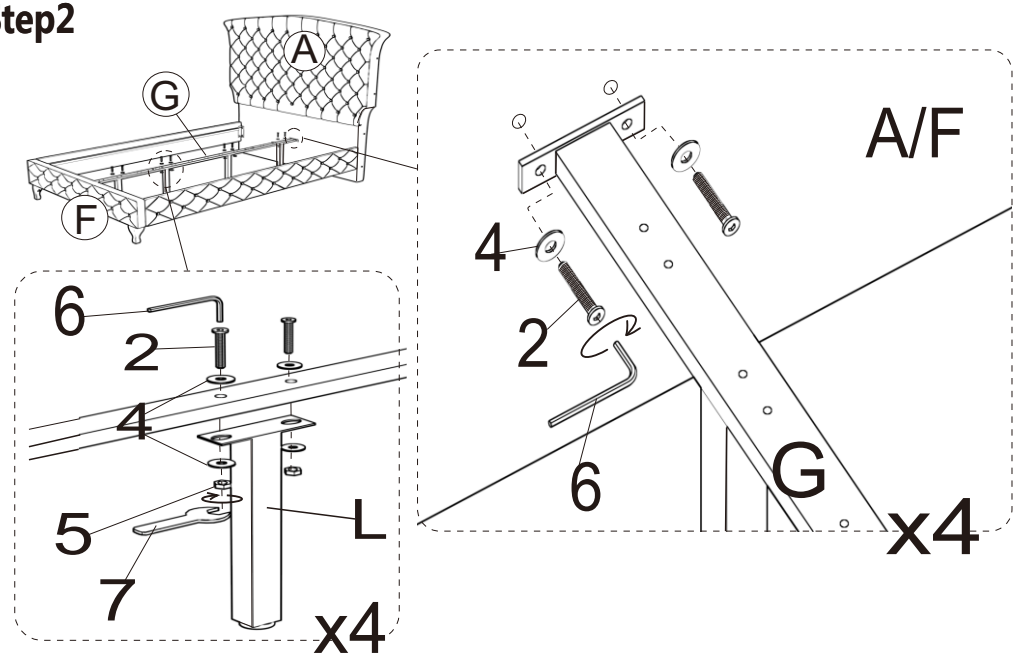
HARDWARE LIST

 1 JCBC 5/16"x50mm x10	 2 JCBC 5/16"x30mm x20	 3 SPRING WASHER 5/16"x12mm x10	 4 WASHER 5/16"x19mm x30	 5 Nut 5/16"x12mm x8
 6 Allen Wren M5x40mmx100mm x1	 7 Wrench x1			

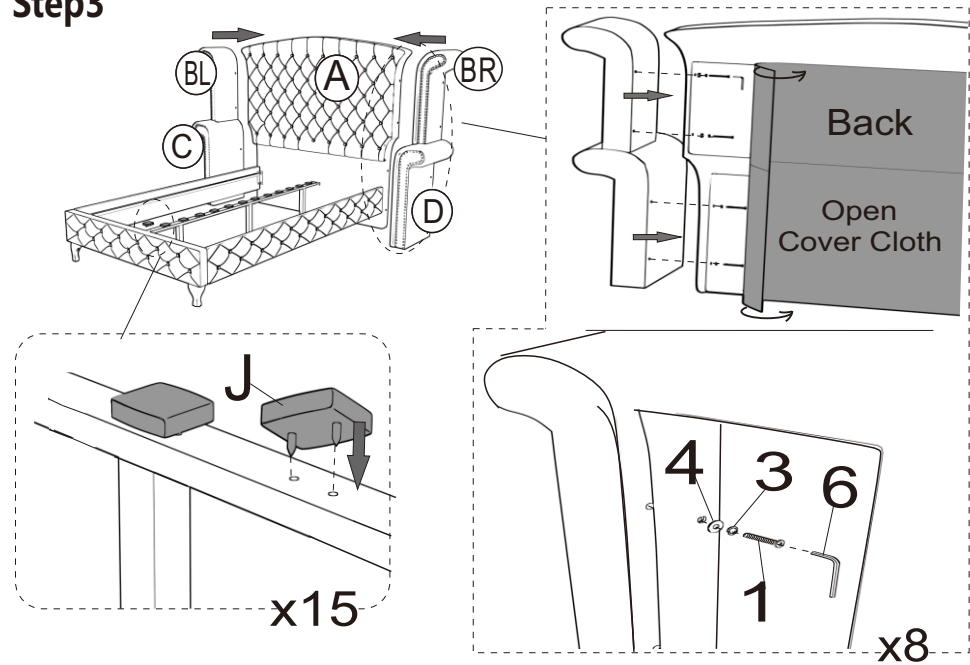
Step1



Step2



Step3



Step4

