

# ASSEMBLY INSTRUCTIONS

MODEL : FBKHF-152A + FBKSRR-135A

REVISION : A

## Component List







### Headboard & Footboard

No	Descriptions	Qty
A	Headboard Panel	1
B	Footboard Panel	1
C	Slat	4
D	Slat Support	8
E	Leg (R)	1
F	Leg (L)	1

### Side Rail

No	Descriptions	Qty
G	Side Rail	2

### Hardware List In Headboard & Footboard

No	Descriptions	Qty
1	JCBC Screw M6 x 30mm 	6
2	Spring Washer Ø1/4" 	6
3	Flat Washer Ø1/4" x 13mm 	6
4	CSK M4 x 32mm 	8
5	L Key M4 x 65mm 	1
6	L Key M5 	1

## ASSEMBLY TIPS :

1. Remove hardware from box and sort by size.
2. Please check to see that all hardware and parts are present prior to start of assembly.
3. Please follow attached instructions in the same sequence as numbered to assure fast and easy assembly.

