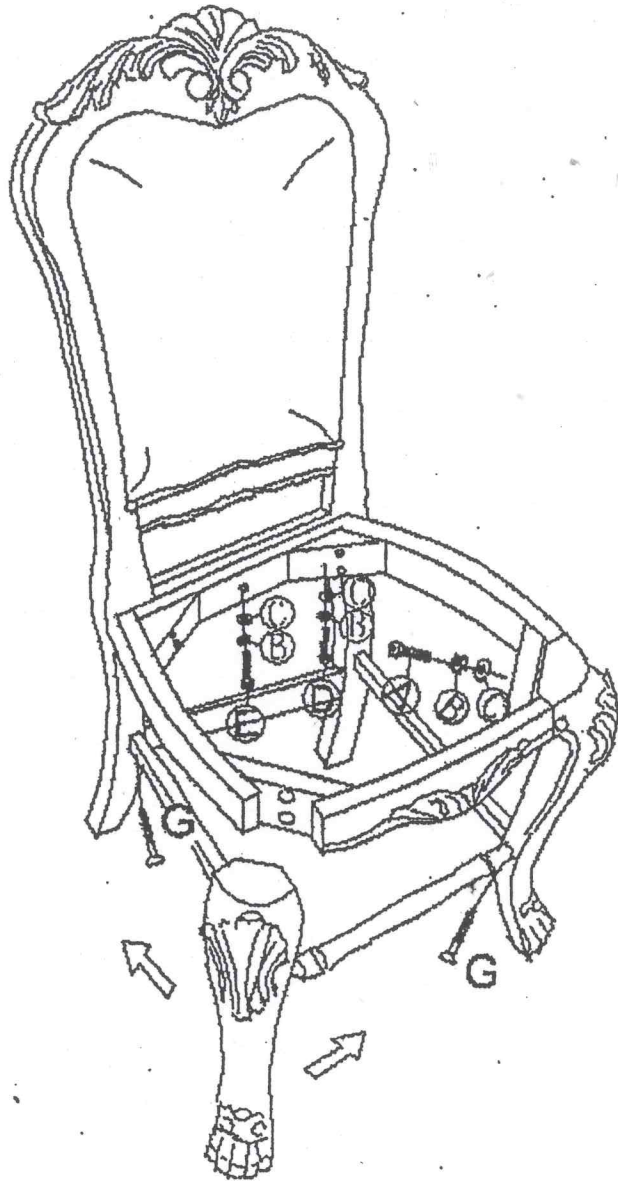
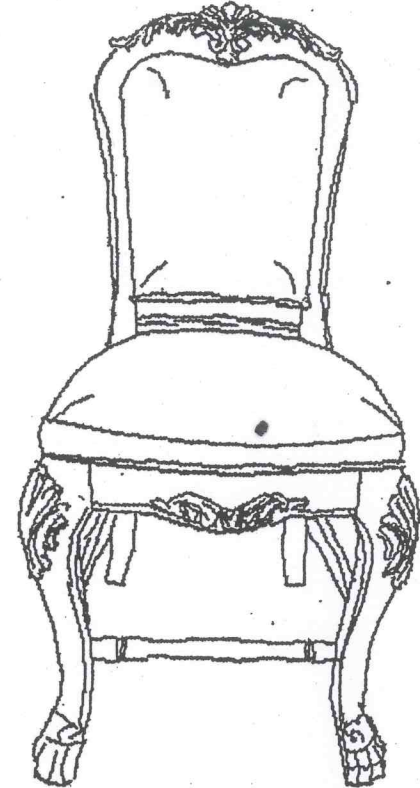


ASSEMBLY INSTRUCTION








Step 1:



Finish :



Hardware List:

No.:	Description	Drawing	Size	Q'ty
A	Middle Bol.		Ø5/16" X7-1/4"	4
B	Lock Washer		Ø5/16" X12mm	8
C	Flat Washer		Ø5/16" X22mm	8
D	Long Bolt		Ø5/16" X3-1/2"	4
E	Shot. Bolt		Ø5/16" X1-1/2"	1
F	Allen W'srch		5mm	1
G	Wood Screw		#8"1-1/2"	6