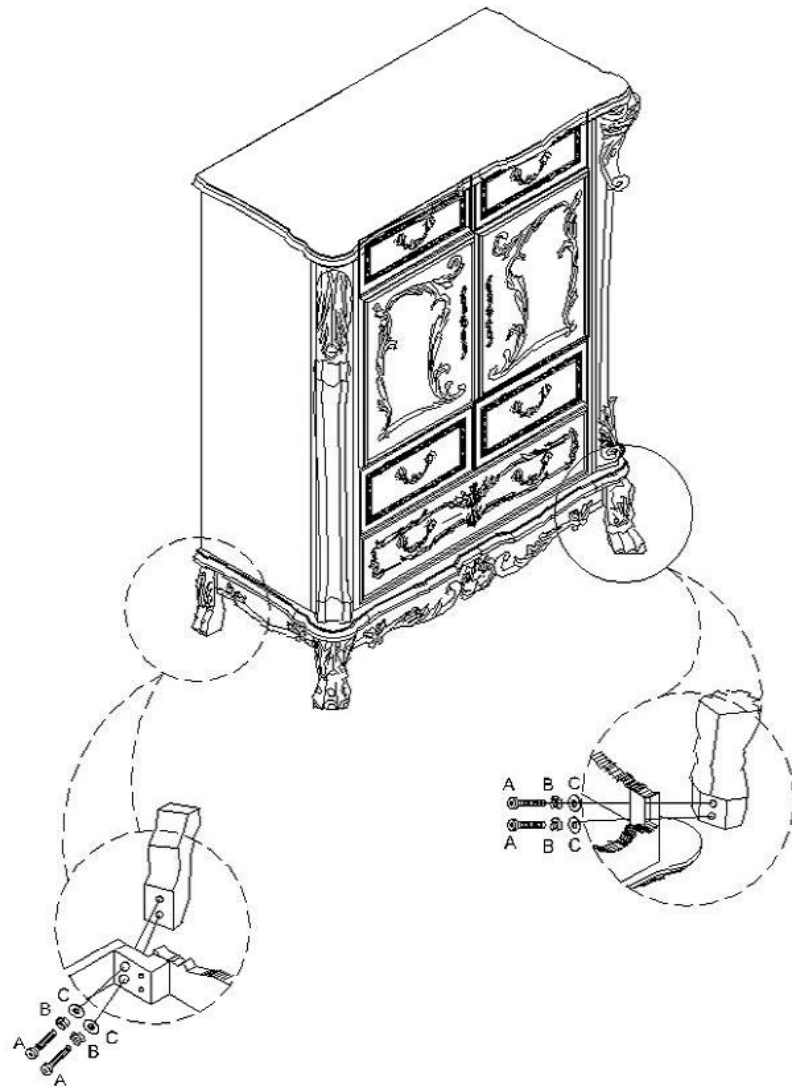


ASSEMBLY INSTRUCTION





Step 1:



Finish :



Hardware List

| No.: | Description | Drawing | Size | Q'ty |
|------|--------------|---|-------------------------|------|
| A | Bolt |  | Ø5*16*X2" | 8 |
| B | Lock Washer |  | Ø $\frac{5}{16}$ "X*2mm | 8 |
| C | Flat Washer |  | Ø $\frac{5}{16}$ "X19mm | 8 |
| D | Allen Wrench |  | 5mm | 1 |